

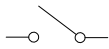


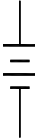


APC Smart-UPS Ultra Online Li-ion

Sheet No.	Component /Detail	Description
1	Drawing Guide	APC Smart-UPS Ultra Online Li-ion SRTL10KRM4UI 220/230/240VAC Drawing Guide
2	Isometric Views	APC Smart-UPS Ultra Online Li-ion SRTL10KRM4UI 220/230/240VAC Isometric View
3	General Arrangement -Rack mount	APC Smart-UPS Ultra Online Li-ion SRTL10KRM4UI 220/230/240VAC General Arrangement-Rack installation
4	General Arrangement -Tower mount	APC Smart-UPS Ultra Online Li-ion SRTL10KRM4UI 220/230/240VAC General Arrangement-Tower installation
5	System One Line Diagram	APC Smart-UPS Ultra Online Li-ion SRTL10KRM4UI 220/230/240VAC System One line Diagram

LEGEND			
SYMBOL	DESCRIPTION	SYMBOL	DESCRIPTION
	CIRCUIT BREAKER		AC-DC CONVERTER
	RELAY		DC-AC CONVERTER (INVERTER)
	DC-DC CONVERTER		BATTERY

THIS DRAWING AND SPECIFICATIONS HEREIN ARE THE PROPERTY OF SCHNEIDER ELECTRIC AND SHALL NOT BE COPIED, REPRODUCED OR USED IN WHOLE OR IN PART, AS THE BASIS FOR THE MANUFACTURE OR SALE OF ITEMS WITHOUT WRITTEN PERMISSION FROM SCHNEIDER ELECTRIC. THIS DRAWING IS BASED UPON LATEST AVAILABLE INFORMATION AND IS SUBJECT TO CHANGE WITHOUT NOTICE.



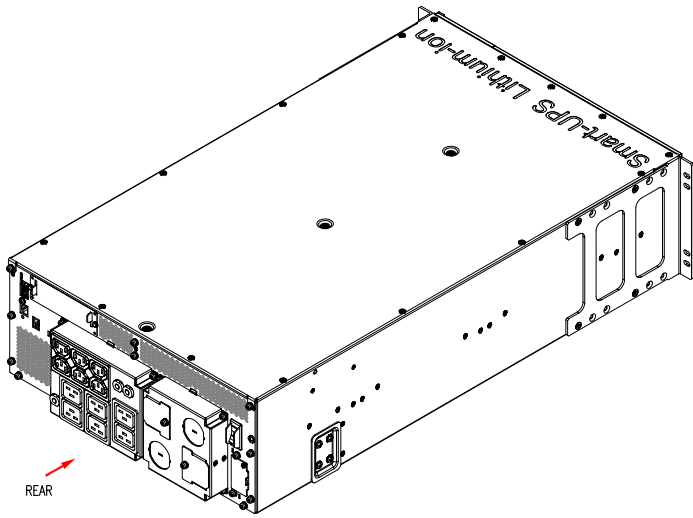
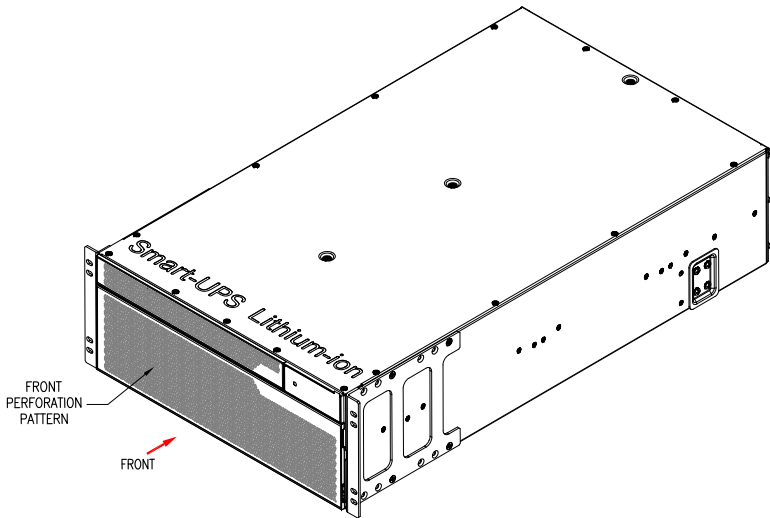
TITLE: APC Smart-UPS Ultra Online Li-ion  
INPUT: 220-240V (L/L1+N/L2+G), 50-60Hz  
OUTPUT: 220/230/240V (L/L1+N/L2+G), 50/60Hz  
10kVA/10kW  
DRAWING GUIDE

PROJECT: DRAWINGS | SHEET 1 OF 5

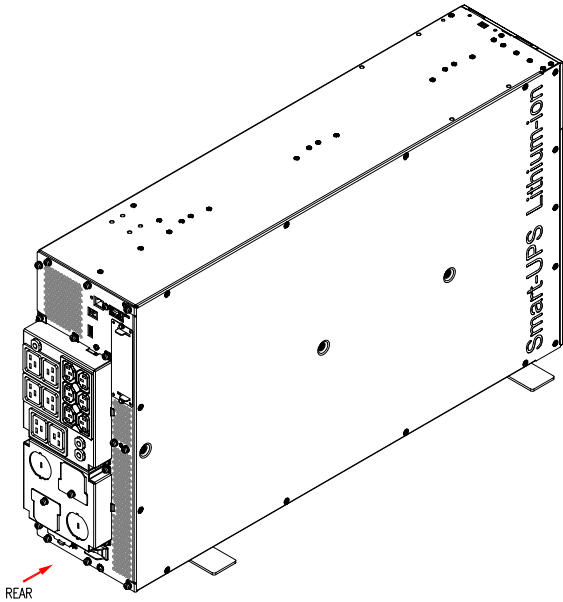
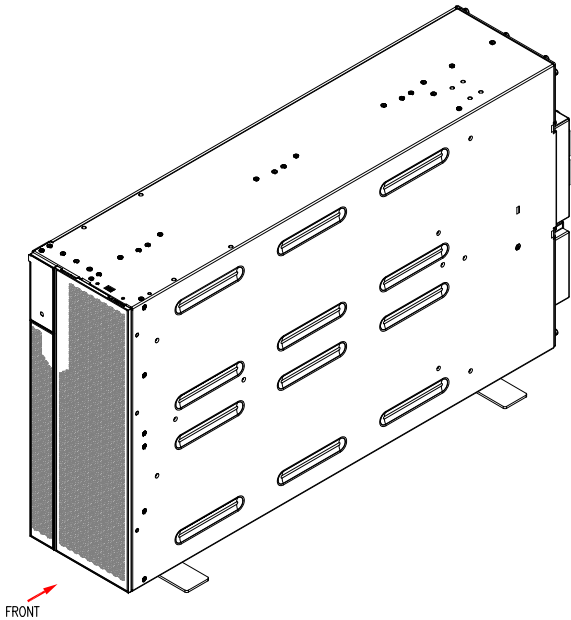
DWG NO:	SRTL10KRM4UI	REV.	0
DRAWN:	ASHISH	24-APR-23	ANGLE
ENGINEER:	UJWAL/HABEEB	25-APR-23	PROJECTION
APPROVED:	M LIPARE	25-APR-23	N.A.

SKU #: SRTL10KRM4UI

RACK INSTALLATION (ISOMETRIC VIEWS)



TOWER INSTALLATION (ISOMETRIC VIEWS)



- NOTES:
1. INSTALLATION SHALL COMPLY WITH ALL APPLICABLE NATIONAL AND LOCAL ELECTRICAL REGULATIONS.
  2. REFER TO PRODUCT MANUALS FOR ADDITIONAL DETAILS PRIOR TO INSTALLATION AND SITE PREPARATION WORK.

THIS DRAWING AND SPECIFICATIONS HEREIN ARE THE PROPERTY OF SCHNEIDER ELECTRIC AND SHALL NOT BE COPIED, REPRODUCED OR USED IN WHOLE OR IN PART, AS THE BASIS FOR THE MANUFACTURE OR SALE OF ITEMS WITHOUT WRITTEN PERMISSION FROM SCHNEIDER ELECTRIC. THIS DRAWING IS BASED UPON LATEST AVAILABLE INFORMATION AND IS SUBJECT TO CHANGE WITHOUT NOTICE.



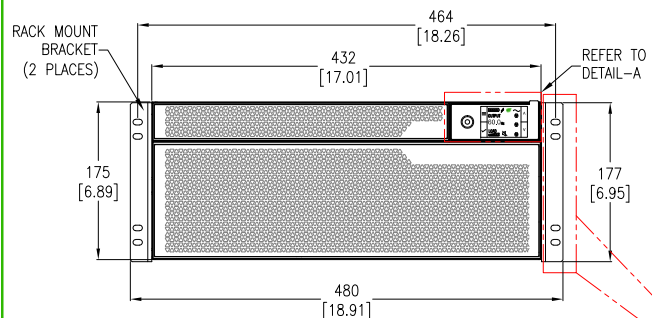
TITLE: APC Smart-UPS Ultra Online Li-ion  
INPUT: 220-240V (L/L1+N/L2+G), 50-60Hz  
OUTPUT: 220/230/240V (L/L1+N/L2+G), 50/60Hz  
10kVA/10kW  
ISOMETRIC VIEWS

PROJECT: DRAWINGS SHEET 2 OF 5

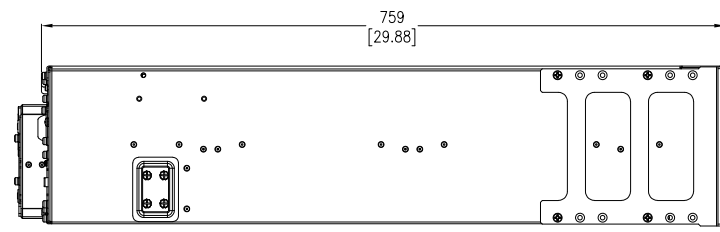
DWG NO: SRTL10KRM4UI

DRAWN:	ASHISH	24-APR-23
ENGINEER:	UJWAL/HABEEB	25-APR-23
APPROVED:	M LIPARE	25-APR-23

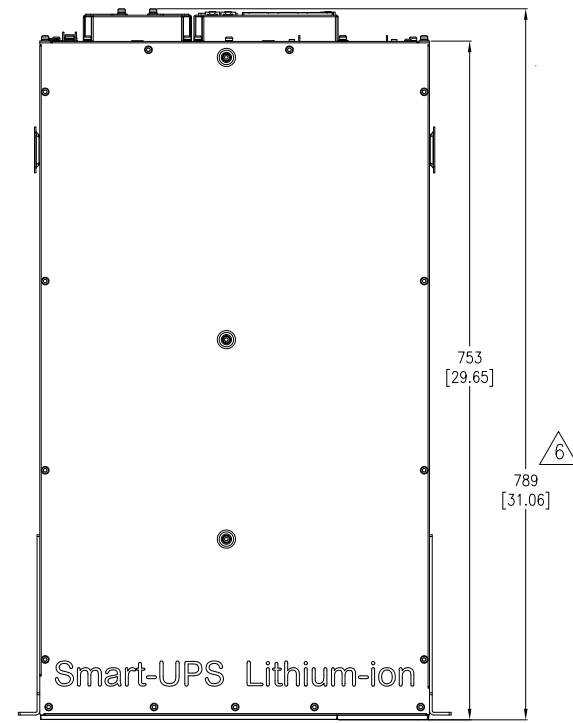
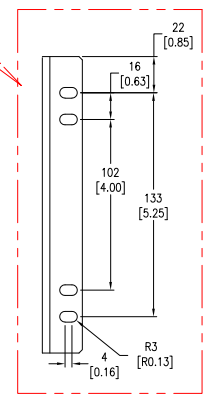
REV. 0  
FIRST  
ANGLE  
PROJECTION



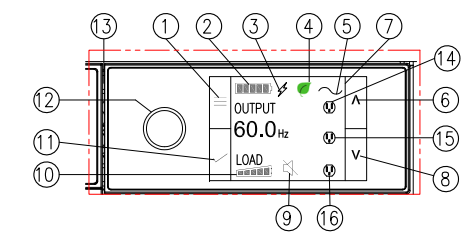
FRONT VIEW



SIDE VIEW

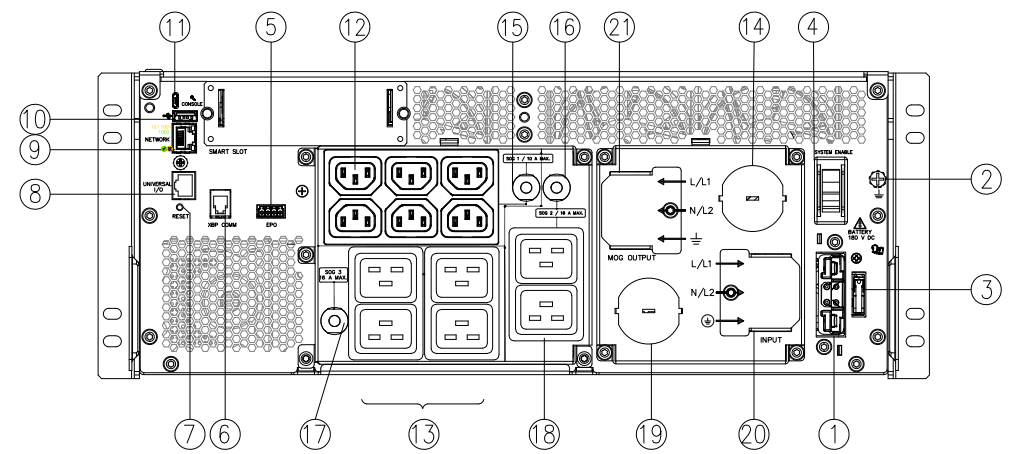


TOP VIEW



DETAIL-A, DISPLAY PANEL  
(ENLARGED VIEW)

- |                           |   |
|---------------------------|---|
| 1. MENU key               | 11. OK key  |
| 2. Battery status icon    | 12. POWER key with LED  |
| 3. Battery charging icon  | 13. Status LED (located on the side of the UPS LCD display interface) |
| 4. Green mode icon        | 14. Switched Outlet Group1  |
| 5. Operation mode icon    | 15. Switched Outlet Group2  |
| 6. UP key                 | 16. Switched Outlet Group3  |
| 7. UPS status information |   |
| 8. DOWN key               |   |
| 9. MUTE icon              |   |
| 10. Load icon             |   |



REAR VIEW (ENLARGED)

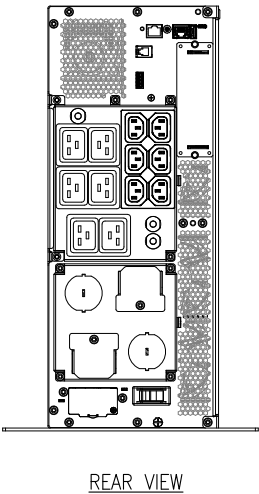
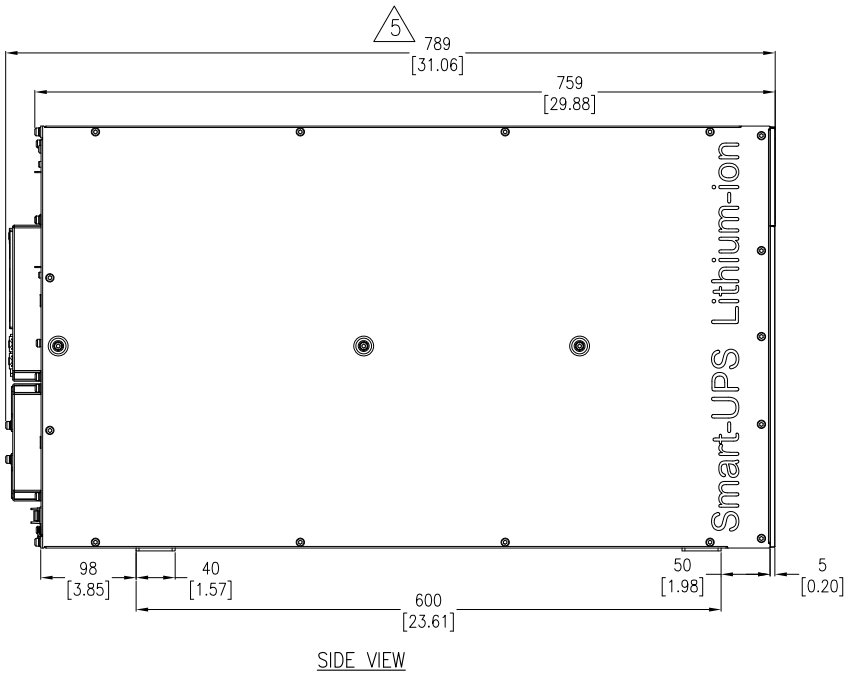

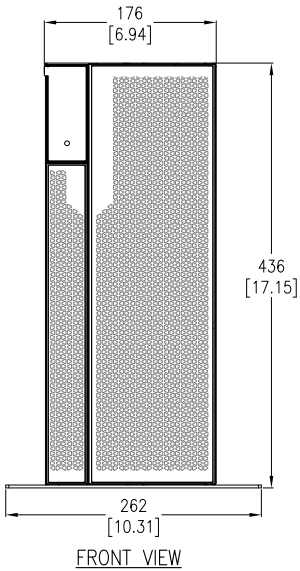
- |   |  |
|---|--|
| ① EXTERNAL BATTERY PACK RECEPTACLE (PROTECTIVE COVER NOT SHOWN) | ⑪ CONSOLE PORT                                 |
| ② CHASSIS GROUND SCREW  | ⑫ SWITCHED OUTLET GROUP-1, 10A IEC C13 OUTLETS |
| ③ SAFETY INTERLOCK SWITCH (PROTECTIVE COVER NOT SHOWN)          | ⑬ SWITCHED OUTLET GROUP-3, 16A IEC C19 OUTLETS |
| ④ SYSTEM ENABLE SWITCH  | ⑭ STRAIN RELIEF OUTPUT                         |
| ⑤ EPO TERMINAL  | ⑮ 15A THERMAL CIRCUIT BREAKER FOR SOG1         |
| ⑥ EXTERNAL BATTERY PACK COMMUNICATION PORT                      | ⑯ 20A THERMAL CIRCUIT BREAKER FOR SOG2         |
| ⑦ RESET SWITCH  | ⑰ 20A THERMAL CIRCUIT BREAKER FOR SOG3         |
| ⑧ UNIVERSAL I/O PORT  | ⑱ SWITCHED OUTLET GROUP-2, 16A IEC C19 OUTLETS |
| ⑨ NETWORK PORT  | ⑲ STRAIN RELIEF INPUT                          |
| ⑩ HOST USB PORT   | ⑳ INSPECTION COVER-INPUT TERMINALS             |
|   | ㉑ INSPECTION COVER-OUTPUT TERMINALS            |

**NOTES:**

1. INSTALLATION SHALL COMPLY WITH ALL APPLICABLE NATIONAL AND LOCAL ELECTRICAL REGULATIONS.
2. REFER TO PRODUCT MANUALS FOR ADDITIONAL DETAILS PRIOR TO INSTALLATION AND SITE PREPARATION WORK.
3. ALL DIMENSIONS ARE IN MILLIMETERS [INCHES], UNLESS OTHERWISE SPECIFIED. DIMENSIONS EXCLUDE SCREWS AND PROTRUDING PARTS.
4. CABLE ENTRY IS FROM REAR SIDE OF UNIT.
5. NET WEIGHT OF THE UNIT: WITHOUT BATTERIES: 35kg [77.16 lb].  
WITH BATTERIES : 55kg [121.25 lb].
6. TOTAL DEPTH OF THE UNIT WITH STRAIN RELIEF IS 832 [32.76]. 2 NUMBERS OF STRAIN RELIEF ARE SHIPPED WITH THE UNIT AND TO BE INSTALLED AS REQUIRED BY CUSTOMER.

	THIS DRAWING AND SPECIFICATIONS HEREIN ARE THE PROPERTY OF SCHNEIDER ELECTRIC AND SHALL NOT BE COPIED, REPRODUCED OR USED IN WHOLE OR IN PART, AS THE BASIS FOR THE MANUFACTURE OR SALE OF ITEMS WITHOUT WRITTEN PERMISSION FROM SCHNEIDER ELECTRIC. THIS DRAWING IS BASED UPON LATEST AVAILABLE INFORMATION AND IS SUBJECT TO CHANGE WITHOUT NOTICE.		<b>TITLE:</b> APC Smart-UPS Ultra Online Li-ion INPUT: 220-240V (L/L1+N/L2+G), 50-60Hz OUTPUT: 220/230/240V (L/L1+N/L2+G), 50/60Hz 10kVA/10kW GENERAL ARRANGEMENT-RACK INSTALLATION		<b>DWG NO:</b> SRTL10KRM4UI <b>REV:</b> 1	
	<b>PROJECT:</b> DRAWINGS		<b>SHEET</b> 3 OF 5		<b>DRAWN:</b> ASHISH 13-FEB-24 <b>ENGINEER:</b> UJWAL/HABEEB 14-FEB-24 <b>APPROVED:</b> M LIPARE 14-FEB-24	
	<b>FIRST ANGLE PROJECTION</b>					

TOWER INSTALLATION



- NOTES:
1. INSTALLATION SHALL COMPLY WITH ALL APPLICABLE NATIONAL AND LOCAL ELECTRICAL REGULATIONS.
  2. REFER TO PRODUCT MANUALS FOR ADDITIONAL DETAILS PRIOR TO INSTALLATION AND SITE PREPARATION WORK.
  3. ALL DIMENSIONS ARE IN MILLIMETERS [INCHES], UNLESS OTHERWISE SPECIFIED. DIMENSIONS EXCLUDE SCREWS AND PROTRUDING PARTS.
  4. UNIT CAN BE TOWER INSTALLED IF REQUIRED. USE THE PROVIDED STABILIZER BRACKETS FOR TOWER INSTALLATION.
  5. TOTAL DEPTH OF THE UNIT WITH STRAIN RELIEF IS 832 [32.76]. 2 NUMBERS OF STRAIN RELIEF ARE SHIPPED WITH THE UNIT AND TO BE INSTALLED AS REQUIRED BY CUSTOMER.

THIS DRAWING AND SPECIFICATIONS HEREIN ARE THE PROPERTY OF SCHNEIDER ELECTRIC AND SHALL NOT BE COPIED, REPRODUCED OR USED IN WHOLE OR IN PART, AS THE BASIS FOR THE MANUFACTURE OR SALE OF ITEMS WITHOUT WRITTEN PERMISSION FROM SCHNEIDER ELECTRIC. THIS DRAWING IS BASED UPON LATEST AVAILABLE INFORMATION AND IS SUBJECT TO CHANGE WITHOUT NOTICE.



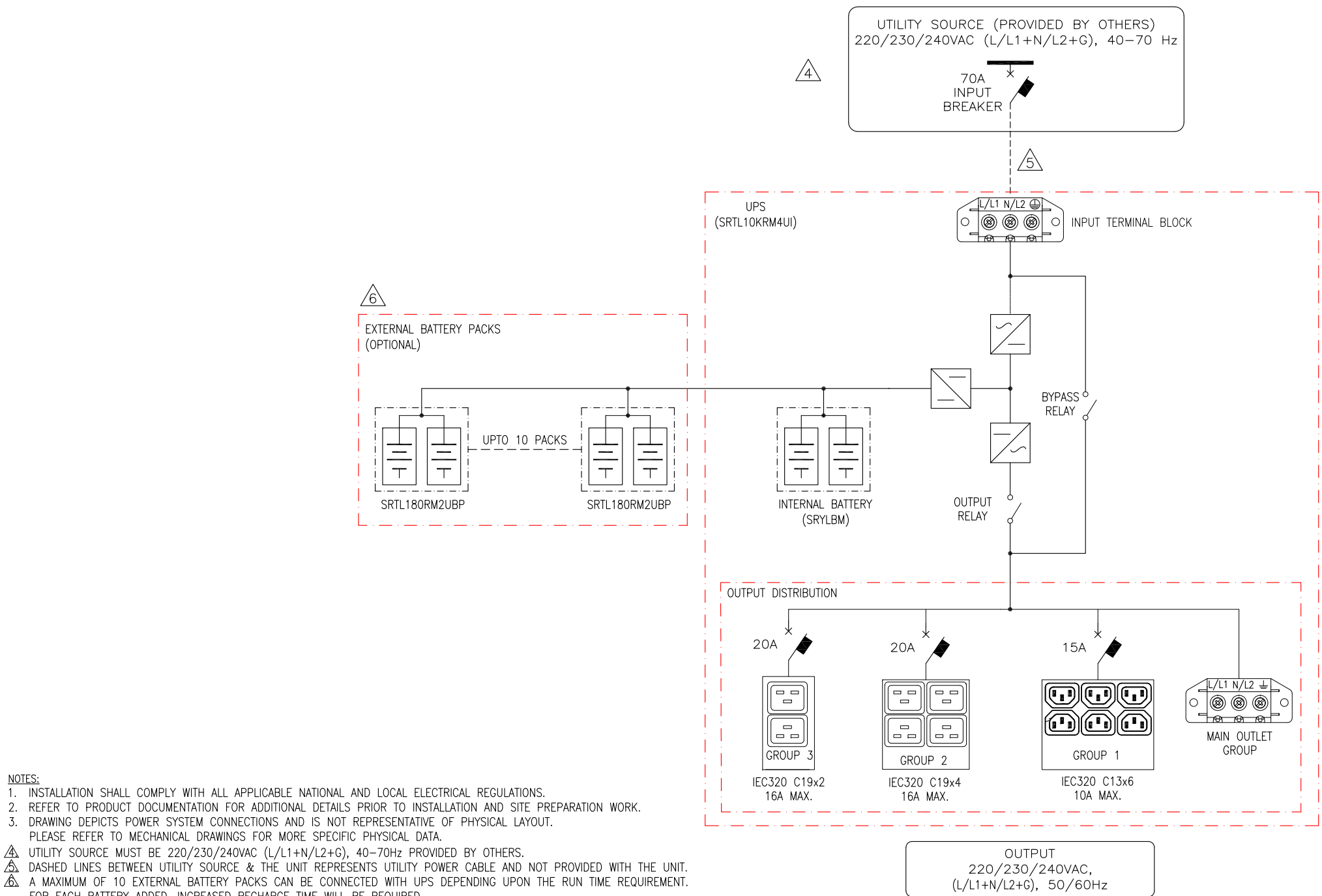
TITLE: APC Smart-UPS Ultra Online Li-ion  
INPUT: 220-240V (L/L1+N/L2+G), 50-60Hz  
OUTPUT: 220/230/240V (L/L1+N/L2+G), 50/60Hz  
10kVA/10kW  
GENERAL ARRANGEMENT-TOWER INSTALLATION

PROJECT: DRAWINGS SHEET 4 OF 5

DWG NO: SRTL10KRM4UI

DRAWN:	ASHISH	24-APR-23
ENGINEER:	UJWAL/HABEEB	25-APR-23
APPROVED:	M LIPARE	25-APR-23

REV. 0  
FIRST ANGLE PROJECTION



#### NOTES:

1. INSTALLATION SHALL COMPLY WITH ALL APPLICABLE NATIONAL AND LOCAL ELECTRICAL REGULATIONS.
2. REFER TO PRODUCT DOCUMENTATION FOR ADDITIONAL DETAILS PRIOR TO INSTALLATION AND SITE PREPARATION WORK.
3. DRAWING DEPICTS POWER SYSTEM CONNECTIONS AND IS NOT REPRESENTATIVE OF PHYSICAL LAYOUT. PLEASE REFER TO MECHANICAL DRAWINGS FOR MORE SPECIFIC PHYSICAL DATA.
4. UTILITY SOURCE MUST BE 220/230/240VAC (L/L1+N/L2+G), 40-70Hz PROVIDED BY OTHERS.
5. DASHED LINES BETWEEN UTILITY SOURCE & THE UNIT REPRESENTS UTILITY POWER CABLE AND NOT PROVIDED WITH THE UNIT.
6. A MAXIMUM OF 10 EXTERNAL BATTERY PACKS CAN BE CONNECTED WITH UPS DEPENDING UPON THE RUN TIME REQUIREMENT. FOR EACH BATTERY ADDED, INCREASED RECHARGE TIME WILL BE REQUIRED.
7. INPUT I THD < 5% AT FULL R LOAD..
8. AT NOMINAL VOLTAGE, OUTPUT V THD 1% MAX FOR FULL LINEAR LOAD, < 5% MAX. FOR FULL NON LINEAR LOAD.
9. OUTPUT POWER-FACTOR IS 1.0

THIS DRAWING AND SPECIFICATIONS HEREIN ARE THE PROPERTY OF SCHNEIDER ELECTRIC AND SHALL NOT BE COPIED, REPRODUCED OR USED IN WHOLE OR IN PART, AS THE BASIS FOR THE MANUFACTURE OR SALE OF ITEMS WITHOUT WRITTEN PERMISSION FROM SCHNEIDER ELECTRIC. THIS DRAWING IS BASED UPON LATEST AVAILABLE INFORMATION AND IS SUBJECT TO CHANGE WITHOUT NOTICE.

**Schneider Electric**

TITLE: APC Smart-UPS Ultra Online Li-Ion  
INPUT: 220-240V (L/L1+N/L2+G), 50-60Hz  
OUTPUT: 220/230/240V (L/L1+N/L2+G), 50/60Hz  
10kVA/10kW  
SYSTEM ONE LINE DIAGRAM

PROJECT: DRAWINGS SHEET 5 OF 5

DWG NO: SRTL10KRM4UI

DRAWN:	ASHISH	16-FEB-24
ENGINEER:	UJWAL/HABEEB	16-FEB-24
APPROVED:	M LIPARE	16-FEB-24

REV. 1  
ANGLE PROJECTION